

Disassembly Instructions for Micro Max reader




Product Name / Model	Description
Micro Max / Any model	Universal portable reader

Only authorized recyclers are permitted to use these disassembly instructions. Any attempted disassembly by a user or unauthorized party will void the product warranty and may irreparably damage the product.

Tools Required

Tool Description	Tool Size (if applicable)
Philips screwdriver (00)	Small

Product Disassembly Process

1	<p>All external plastics have to be removed from the reader (use Philips screwdriver to remove all screws).</p> <p>Dispose plastic parts of the reader in accordance with local recycling laws.</p>	
4	<p>Dispose electronics parts of the reader in accordance with local recycling laws.</p>	
5	<p>Dispose batteries of the reader in accordance with local recycling laws.</p>	
6	<p>Dispose cables of the reader in accordance with local recycling laws.</p>	