

**Disassembly Instructions for iMAX + reader**




Product Name / Model	Description
iMAX + / Any model	Universal portable reader



Only authorized recyclers are permitted to use these disassembly instructions. Any attempted disassembly by a user or unauthorized party will void the product warranty and may irreparably damage the product.

**Tools Required**

Tool Description	Tool Size (if applicable)
Nippers	Medium
Philips screwdriver (0)	Small

**Product Disassembly Process**

1	All external plastics have to be removed from the reader (use Philips screwdriver to remove all screws).	
2	The antenna wires have to be cut in order to easily separate the plastic support (use the nippers to do this operation).	
3	Dispose plastic parts of the reader in accordance with local recycling laws.	

4	Dispose electronics parts of the reader in accordance with local recycling laws.	
5	Dispose the battery of the reader in accordance with local recycling laws.	
6	Dispose cables of the reader in accordance with local recycling laws.	